

EDust Lifting Plate

For Lifting Shoeprint on Paper

The Lifting Plate works with our Electrostatic Dust Print Lifter EDust and is designed for lifting shoeprint on paper. Very often, the best shoeprints on paper are the invisible prints, and with this plate you can secure these prints very easily with a top quality result. Instead of bringing all paper - found on the crime scene - into the laboratory for searching and securing, you can now do this directly on the crime scene. Less unnecessary work with packing and registration of the evidence, will save you a lot of time.






The Lifting Plate Kit contains one Acrylic Plate 520 x 420 mm with Aluminium Ground, one light weight carrying case, one double Cable with yellow Alligator Clips for ground connection and a Black Probe for discharging the lifting film. The weight of the Lifting Plate with all accessories is only one kilogram.

KJELL CARLSSON INNOVATION
Research and Development

Kjell Carlsson Innovation AB
Kronstigen 2
S-172 37 Sundbyberg, Sweden
Phone: +46 70 817 66 48
kjell@carlssoninnovation.se
www.carlssoninnovation.se

The Lifting Process

- A. Connect the yellow Double Cable to the EDust and the Alligator Clip to the ground connection of the Plate. The red cable with High Voltage Probe is connected to the EDust. Put the found paper on the Lifting Plate and cover with suitable size of the lifting film.
- B. Charge the lifting film with the High Voltage Probe and use the Plastic Flattener for reducing air bubbles.
- C. Discharge the lifting film with the black Probe (which in this moment is connected to ground via the double cable) for eliminating electrical shock.
- D. The lifted prints can be examined and photographed by using low oblique light



Developed and manufactured by

KJELL CARLSSON INNOVATION

Research and Development



Kjell Carlsson Innovation AB
Kronstigen 2
S-172 37 Sundbyberg, Sweden
Phone: +46 70 817 66 48
kjell@carlssoninnovation.se
www.carlssoninnovation.se